

Model	A	ØB	ØC	ØD	ØE	F	Holes
AXIA AI ECO 25	160	258	280	308	10	362	4 x 90°
AXIA AI ECO 30	180	310	355	382	10	425	8 x 45°
AXIA AI ECO 35	180	360	395	422	10	471	8 x 45°
AXIA AI ECO 40	190	408	450	480	12	524	8 x 45°
AXIA AI ECO 45	220	452	500	530	12	572	8 x 45°
AXIA AI ECO 50	220	505	560	590	12	628	12 x 30°
AXIA AI ECO 60	220	636	690	720	12	760	12 x 30°

AXIA AI ECO

AXIAL FAN

Axial duct fans, high performances with EC brushless motor to convey air outside or fumes coming from ducts.

- Double ring flange;
- Compact fans with reduced overall dimensions;
- Low sound level compared with high performance;
- Max temperature of extracted air: 60°C;
- Body and grille in steel protected by an epoxy-based anticorrosive paint;
- Motor impeller with external rotor mounted on ball bearing, insulation Class

- B and IP54 protected;
- Impeller in plastic material, statically and dynamically balanced;
- Flange in accordance with ISO 13351;
- Motor speed can be regulated through RGM 10 controller, included (or through RG 10 controller, available as accessory);
- In accordance with the essential requirements of 2006/42/EC Directive concerning machines and European Standards UNI EN ISO 13857; UNI EN ISO 12499; CEI EN 60204-1.



POSITIONING

- Duct mounting

ENVIRONMENTS APPLICATION

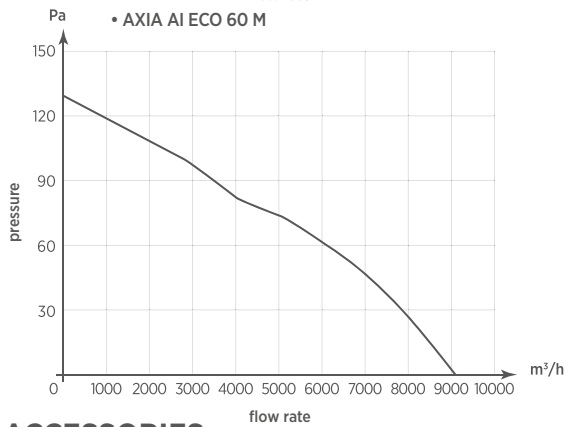
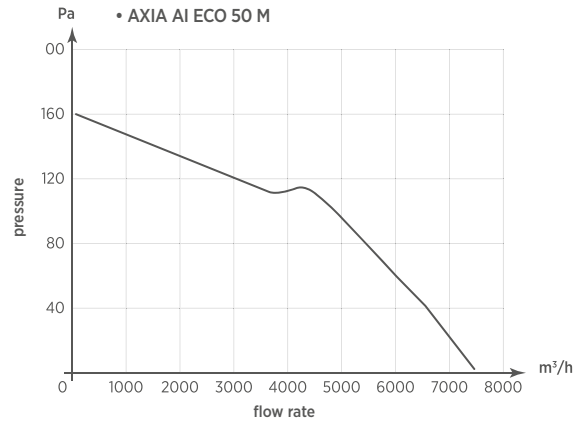
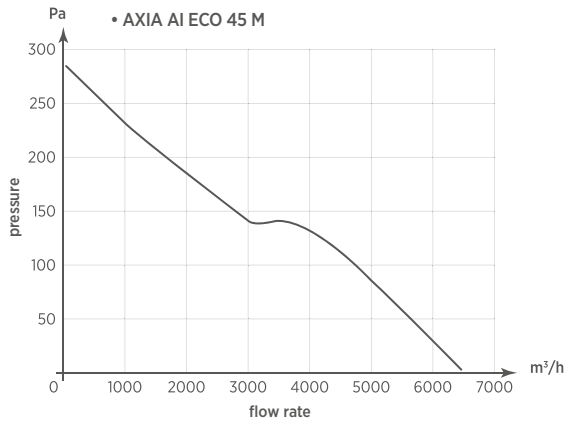
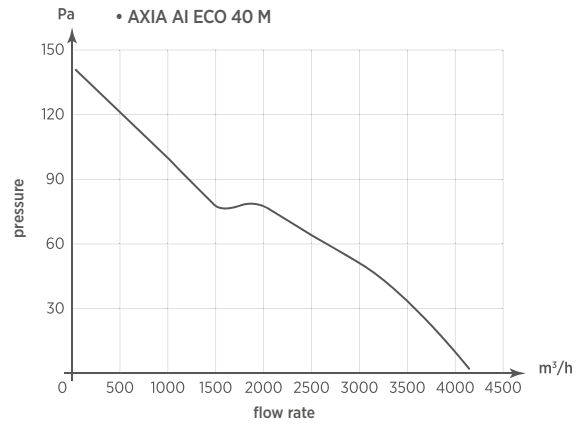
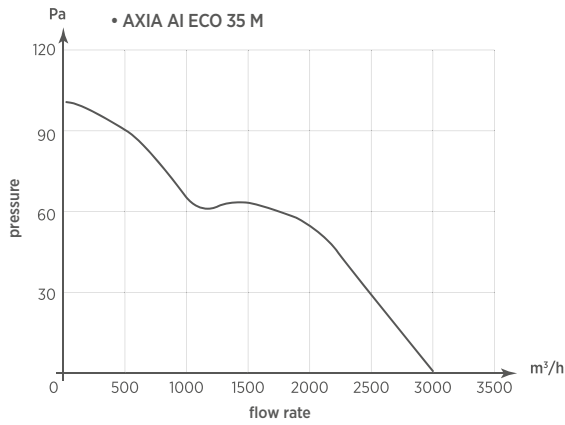
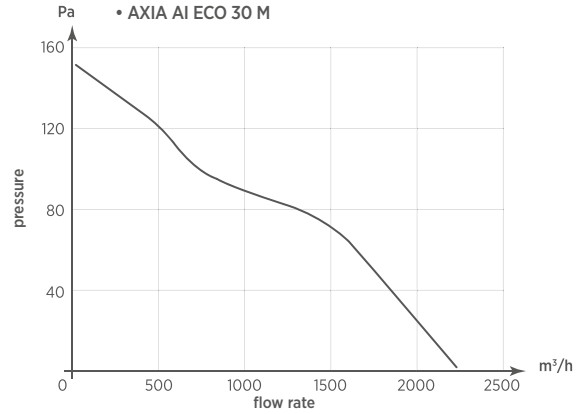
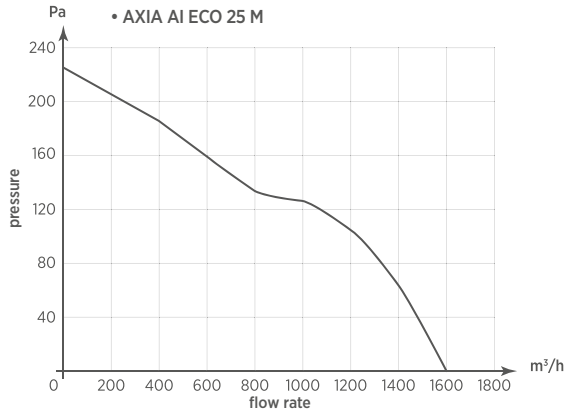
Suitable for installation in industrial environment such as:

- Industries
- Sheds and Warehouses
- Greenhouses and breeding
- Parking
- Kitchens and Refectories
- Sports facilities
- Supermarkets and Shopping centers
- Cooling power plants
- Electrical generator rooms
- Electrical cabinets

TECHNICAL DATA

Model	Code	Motor	Rev. per min. (RPM)	Voltage (Volt)	Frequency (Hz)	Flow rate (m ³ /h)	Max press (mm H ₂ O)	Max press (Pa)	Power (W)	Nom. curr. (A) 230 V	Noisiness dB(A) _{1m}	Weight (kg)
AXIA AI ECO 25 M	0073460	single phase	2400	230	50-60	1600	22,4	220	50	0,45	51	4,0
AXIA AI ECO 30 M	0073462	single phase	1500	230	50-60	2200	15,3	150	70	0,5	49	4,5
AXIA AI ECO 35 M	0073464	single phase	1250	230	50-60	3000	10,2	100	75	0,6	51	7,0
AXIA AI ECO 40 M	0073466	single phase	1100	230	50-60	4100	14,3	140	140	1,1	56	8,0
AXIA AI ECO 45 M	0073468	single phase	1300	230	50-60	6500	28,6	280	350	2,2	59	10,0
AXIA AI ECO 50 M	0073470	single phase	1100	230	50-60	7350	16,3	160	360	2,2	54	13,0
AXIA AI ECO 60 M	0073472	single phase	800	230	50-60	9000	13,3	130	240	1,0	50	16,0

FLOW CHARTS



ACCESSORIES:
SEE PAGE 85



Controllers



Safety protection grille



Connection flange



Extension ring



Flexible connection



Support