

Model	A	B	ØC	D	E	F	G	Y	K	I	M	P	Q	R	S	T	U	Øa
CAI 510	80	66	68	86	72	60	50	-	-	110	170	100	100	85	85	58	58	5,7
CAI 520	95	76	90	105	80	77	60	-	-	121	198	115	110	95	90	71	64	6,8
CAI 530	139	108	180	127	122	94	91	63	42	190	326	135	135	114	114	88	90	8,2
CAI 540	172	128	200	146	150	112	117	71	45	210	367	152	152	126	126	105	105	8,2

## CAI CENTRIFUGAL FAN



Centrifugal duct fans to extract air and fumes with chemical agents or for salt environments.

- Suitable for application on machines where a forced ventilation or air suction is required;
- Particularly suitable for applications where a high degree of hygiene (food industries) is necessary;
- Max temperature of extracted air: 50°C;
- Body and impeller in AISI 304 stainless steel;

- Suitable to overcome high pressure losses due to ducts resistance;
- Standard product supplied with impeller housing position CCW 270, different positions available on request, (see table on page 89);
- Motor speed can be regulated through industrial controllers (see accessories);
- Models CAI 530 and CAI 540 supplied with ball bearing motor, IP55 protected;
- In accordance with the essential requirements of 2006/42/EC Directive concerning machines and European Standards UNI EN ISO 13857; UNI EN ISO 12499; CEI EN 60204-1.

### POSITIONING

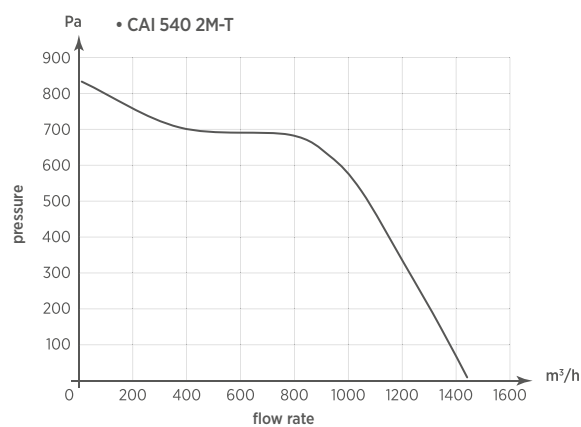
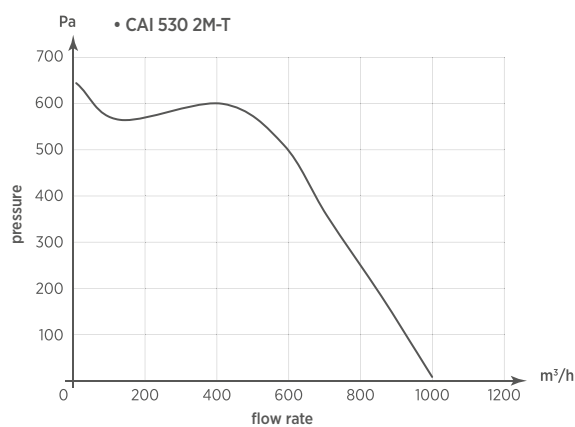
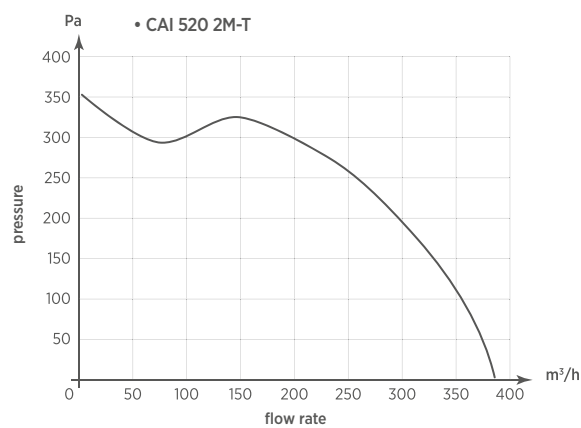
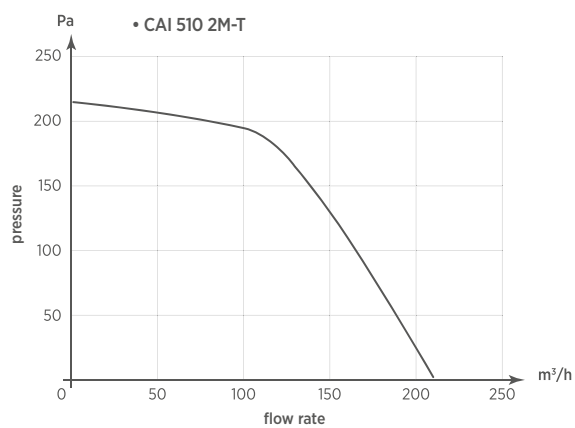
- Wall mounting

### ENVIRONMENTS APPLICATION

### TECHNICAL DATA

Model	Code	Motor	N° poles	Rev. per min. (RPM)	Voltage (Volt)	Frequency (Hz)	Flow rate (m³/h)	Max press. (mm H <sub>2</sub> O)	Max press. (Pa)	Power (W)	Nom. curr. (A) 230 V	400 V	IP Motor protection	Noisiness dB(A) <sub>2m</sub>	Weight (Kg)
CAI 510 2M	0048000	single phase	2	2800	230	50	210	22	216	67	0,29	-	IP22	64	2,5
CAI 520 2M	0048200	single phase	2	2500	230	50	380	35	343	115	0,49	-	IP22	68	3,5
CAI 530 2M	0048400	single phase	2	2800	230	50	1000	66	650	400	1,8	-	IP55	76	7,0
CAI 540 2M	0048600	single phase	2	2750	230	50	1450	87	850	900	3,5	-	IP55	83	9,0
CAI 510 2T	0048100	three phase	2	2800	230/400	50	210	22	216	67	0,26	0,15	IP22	64	2,5
CAI 520 2T	0048300	three phase	2	2500	230/400	50	380	35	343	110	0,36	0,21	IP22	68	3,5
CAI 530 2T	0048500	three phase	2	2800	230/400	50	1000	66	650	400	1,75	1,0	IP55	76	7,0
CAI 540 2T	0048700	three phase	2	2750	230/400	50	1450	87	850	900	2,4	1,4	IP55	83	9,0

## FLOW CHARTS



### ACCESSORIES: SEE PAGE 85



Controllers