

Model	A	B	ØC	D	E	F	G	H	Y	K	I	L	M	N	O	P	Q	R	S	T	U	z	Øa	Øb
CS 310 Ex-ATEX	139	108	180	127	122	94	91	-	63	42	242	-	378	-	-	135	135	114	114	88	90	4	8,2	-
CS 320 Ex-ATEX	172	128	200	146	150	112	117	-	63	45	242	-	399	-	-	152	152	126	126	105	105	4	8,2	-
CS 330 Ex-ATEX	209	163	250	147	188	141	139	-	71	40	242	-	423	-	-	191	191	165	165	134	134	4	8,2	-
CS 340 Ex-ATEX	250	194	250	178	222	164	162	-	80	45	259	-	468	-	-	225	235	195	205	161	170	4	8,2	-
CS 350 Ex-ATEX	290	225	315	210	260	194	192	245	80	50	259	232	503	120	149	255	255	225	225	191	194	4	8,2	11
CS 360 Ex-ATEX	290	225	315	210	260	194	192	245	90	50	300	232	544	120	155	255	255	225	225	191	194	4	8,2	11
CS 370 Ex-ATEX	334	244	355	230	250	221	210	350	100	50	354	325	625	170	173	284	305	254	275	213	244	4	10,2	11
CS 380 Ex-ATEX	429	315	400	300	370	249	280	350	112	62	358	325	669	170	194	310	360	280	330	241	295	8	9	11

## CS EX-ATEX

### EXPLOSION PROOF FANS EX-ATEX

Explosion Proof Certified Centrifugal fans to extract air and fumes through medium/long sized ducts in compliance with ATEX Directive 84/9/EEC effective from July 1st 2003 in EU.

- Suitable for applications in commercial and industrial environments where the risk of explosion is high and where the surrounding atmosphere contains gas, vapours or highly inflammable steam;
- The whole product and not just the electrical parts, has been certified by CESI institute with CESI n°03 ATEX 250 certificate;
- Fan group II, cat. 2 for gases, construction safety C, max surface temp. T3 (200°C);
- Classified for zones 1 and 2;
- This approval has required specific safety tests and proper examinations

on products to verify how the adopted solutions have satisfied the essential Directive requirements;

- Steel plated frame protected by an epoxy-based anticorrosive paint and aluminium centrifugal impeller statically and dynamically balanced;
- Ball bearing class F insulation motor IP55 protected;
- Max temperature of extracted air: 60°C;
- Models CS 350, 360, 370 and 380: mounted on rigid base support to make installation easier;
- Standard product supplied with impeller housing position CCW 270, different positions available on request (see table on page 89);
- Reference Standards: EN 13463-1; EN 13463-5; EN 14986.



### POSITIONING

- Wall mounting

### ENVIRONMENTS APPLICATION

Suitable for Industrial, civil and commercial application where the risk of explosion is high.

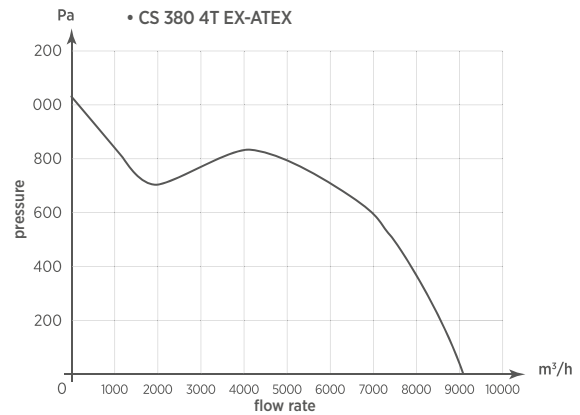
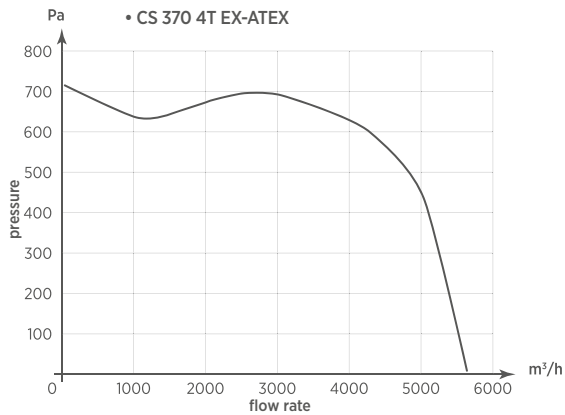
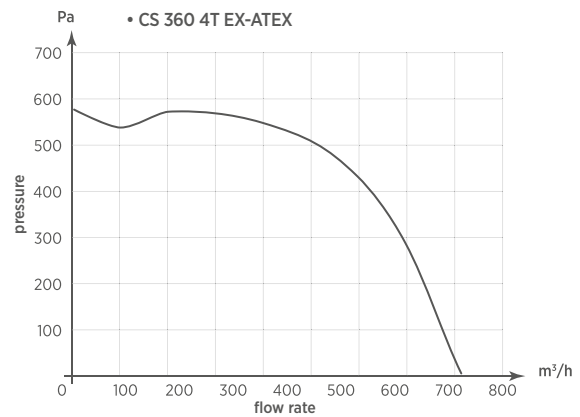
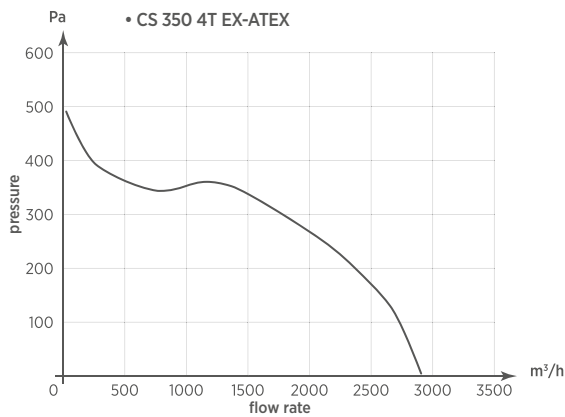
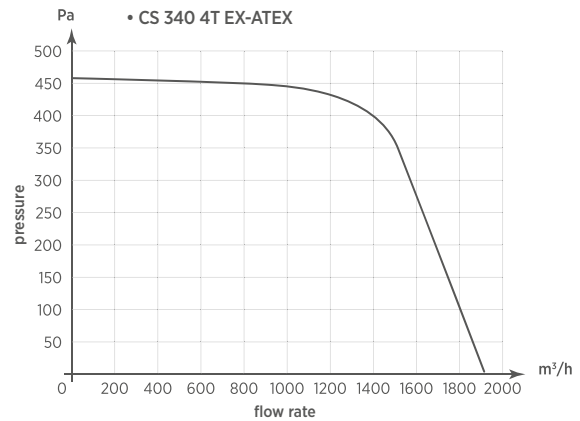
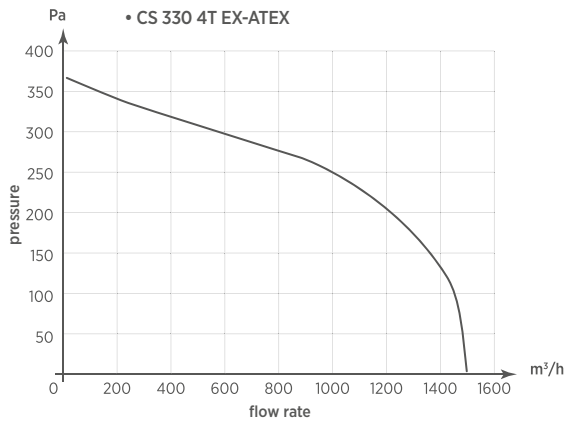
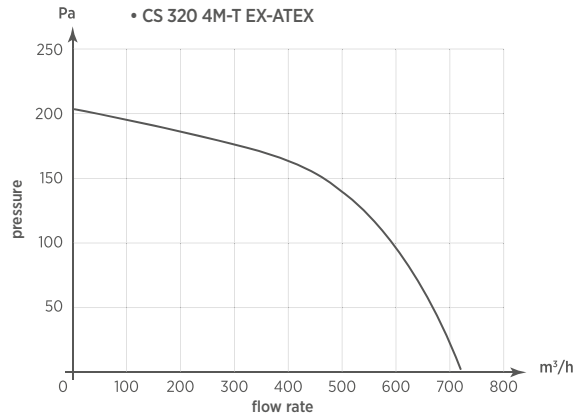
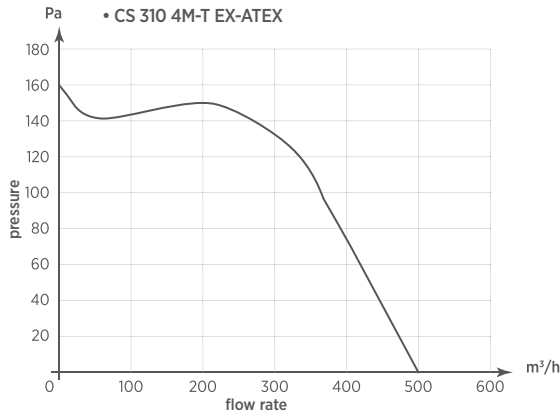
- Shops
- Workshops
- Sports facilities

- Supermarkets and shopping centers
- Warehouse
- Factories
- Machinery

### TECHNICAL DATA

Model	Code	Marking	Motor	N° poles	Rev. per min. (RPM)	Voltage (Volt)	Frequency (Hz)	Flow rate (m³/h)	Max press. (mm H <sub>2</sub> O)	Max press. (Pa)	Power (W)	Nom. Curr. (A) 230 V	400 V	IP Motor protection	Noisiness dB(A) <sub>2m</sub>	Weight (Kg)
CS 310 4M Ex-ATEX	0032500	II 2G c T4	Single phase	4	1400	230	50	500	16	157	200	1	-	IP55	64	13,0
CS 320 4M Ex-ATEX	0032700	II 2G c T4	Single phase	4	1400	230	50	720	21	206	250	1,5	-	IP55	67	14,0
CS 310 4T Ex-ATEX	0032600	II 2G c T4	Three phase	4	1400	230/400	50	500	16	157	200	1	0,59	IP55	64	13,0
CS 320 4T Ex-ATEX	0032800	II 2G c T4	Three phase	4	1400	230/400	50	720	21	206	250	1,75	1	IP55	67	14,0
CS 330 4T Ex-ATEX	0032900	II 2G c T4	Three phase	4	1400	230/400	50	1500	38	373	400	1,9	1,1	IP55	70	21,0
CS 340 4T Ex-ATEX	0032100	II 2G c T4	Three phase	4	1400	230/400	50	1900	47	461	1000	3,5	2	IP55	73	31,0
CS 350 4T Ex-ATEX	0033000	II 2G c T4	Three phase	4	1400	230/400	50	2900	50	490	1400	4	2,31	IP55	76	37,0
CS 360 4T Ex-ATEX	0032200	II 2G c T4	Three phase	4	1400	230/400	50	4100	60	589	1900	5,7	3,3	IP55	80	44,0
CS 370 4T Ex-ATEX	0033100	II 2G c T4	Three phase	4	1400	230/400	50	5600	73	716	2500	8,7	5	IP55	84	67,0
CS 380 4T Ex-ATEX	0033800	II 2G c T4	Three phase	4	1400	230/400	50	9100	105	1030	4500	15,6	9	IP55	88	91,0

**FLOW CHARTS**



**ACCESSORIES** (SUITABLE FOR INSTALLATION OUTSIDE OF THE EX ATEX AREA)  
SEE PAGE 85



Controllers