

Model	A	B	C	D	Ø E	F
ONDA 10/4"	160	160	53	40	100	7
ONDA 12/5"	180	180	53	44	120	7
ONDA 15/6"	210	210	66	47	150	7



CE IPX4 T 45 CB 

## ONDA

### AXIAL FAN

- New cover design;
- Axial fans to extract air directly outside or through short ducting;
- Operating indicator light on all models;
- Click assembly of the grille and of the cover;
- Long life ball bearing motor;
- Backdraught shutter;
- Two fixing screws for an easy installation;

- For ducts Ø 100-120-150 mm;
- Versions: Base, Timer, HT;
- High performances, low sound level and low power consumption;
- 45° C working temperature;
- IPX4 protected (EN 60529);
- In accordance with Standard EN 60335-2-80.

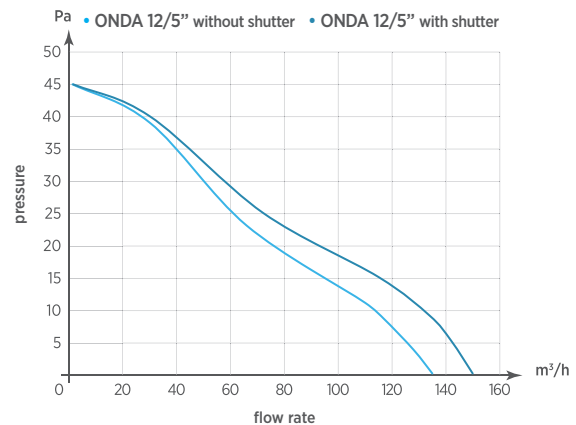
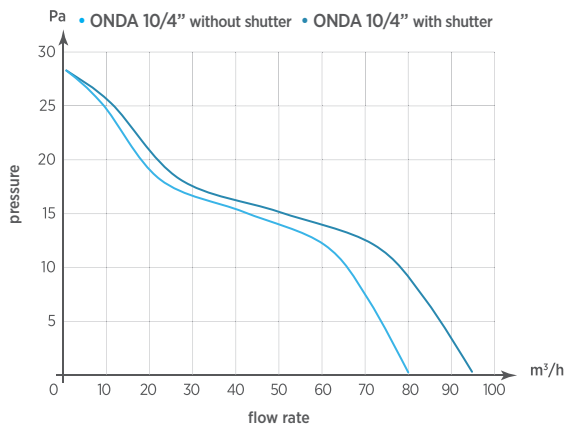
### POSITIONING

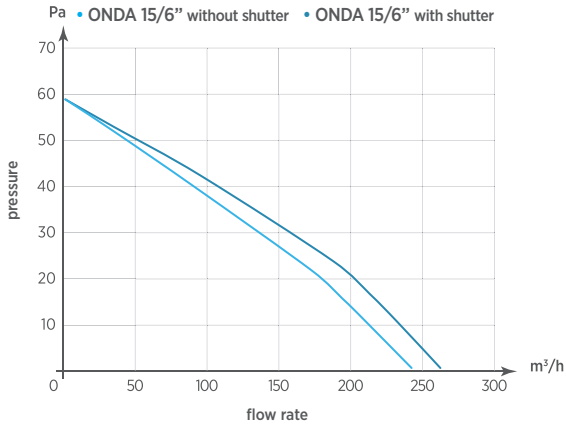
- Wall mounting - Ceiling mounting

### TECHNICAL DATA

Model	Code	Ø hole (mm)	Voltage (V)	Frequency (Hz)	Flow rate m <sup>3</sup> /h		Max press. (mm H <sub>2</sub> O)	Max press. (Pa)	Power (W)	Noisiness dB(A) <sub>2m</sub>	Weight (kg)
					with shutter	without shutter					
ONDA 10/4"	0053120	100	220-240	50	80	95	2,8	28	10	34,6	0,5
ONDA 10/4" T	0053121	100	220-240	50	80	95	2,8	28	10	34,6	0,5
ONDA 10/4" HT	0053122	100	220-240	50	80	95	2,8	28	10	34,6	0,5
ONDA 12/5"	0053220	120	220-240	50	135	150	4,6	45	16	37	0,6
ONDA 12/5" T	0053221	120	220-240	50	135	150	4,6	45	16	37	0,6
ONDA 12/5" HT	0053222	120	220-240	50	135	150	4,6	45	16	37	0,6
ONDA 15/6"	0053320	150	220-240	50	240	260	5,9	58	29	41,5	0,8
ONDA 15/6" T	0053321	150	220-240	50	240	260	5,9	58	29	41,5	0,8
ONDA 15/6" HT	0053322	150	220-240	50	240	260	5,9	58	29	41,5	0,8

### FLOW CHARTS





**ACCESSORIES:**  
SEE PAGE 56



Grille



Shutter



Controller



Sensor



Timertronic



Timermatic