

Model	A	Ø B	Ø C	Ø D	Ø E	F	Holes
AXIA AI 25	160	258	280	308	10	352	4×90°
AXIA AI 30	180	310	355	382	10	425	8×45°
AXIA AI 35	180	360	395	422	10	471	8×45°
AXIA AI 40	190	408	450	480	12	524	8×45°
AXIA AI 45	220	452	500	530	12	572	8×45°
AXIA AI 50	220	505	560	590	12	628	12×30°
AXIA AI 60	220	636	690	720	12	760	12×30°

AXIA AI

AXIAL DUCT FAN

AXIAL duct fans to convey air outside or fumes coming from ducts.

- Double ring flange;
- Compact fans with reduced overall dimensions;
- Low sound level compared with high performance;
- Max temperature of extracted air: 60°C;
- Body in steel protected by an epoxy-based anticorrosive paint;
- Impeller in steel protected by an epoxy-based anticorrosive paint or in plastic PP material;
- Motor impeller with external rotor mounted on ball bearing, insulation Class

B or F;

- Reversibility: Three-phase: all models; Single-phase: all models except AXIA AI 25 4M;
- Flange in accordance with ISO 13351;
- Motor speed can be regulated through industrial controllers (see accessories);
- In accordance with the essential requirements of 2006/42/EC Directive concerning machines and European Standards UNI EN ISO 13857; UNI EN ISO 12499; CEI EN 60204-1.



POSITIONING

- Duct mounting

ENVIRONMENTS APPLICATION

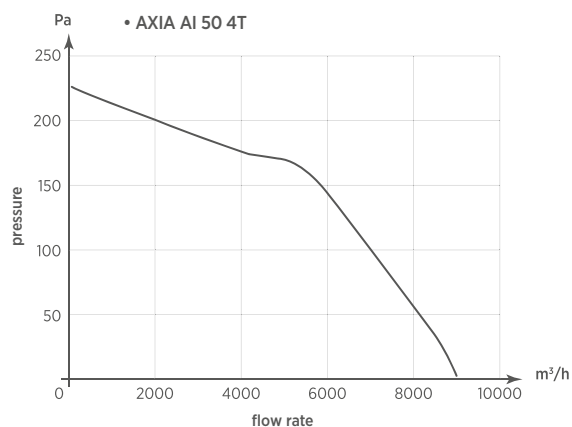
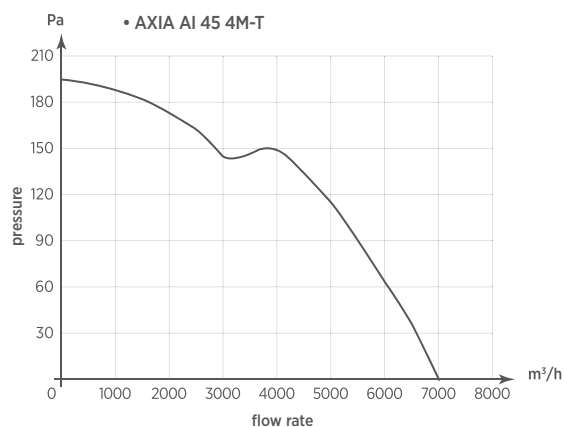
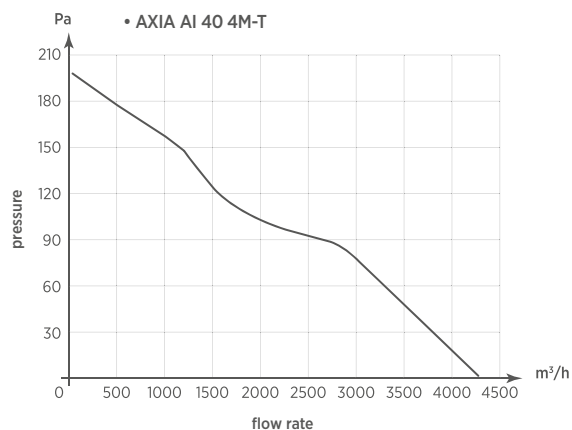
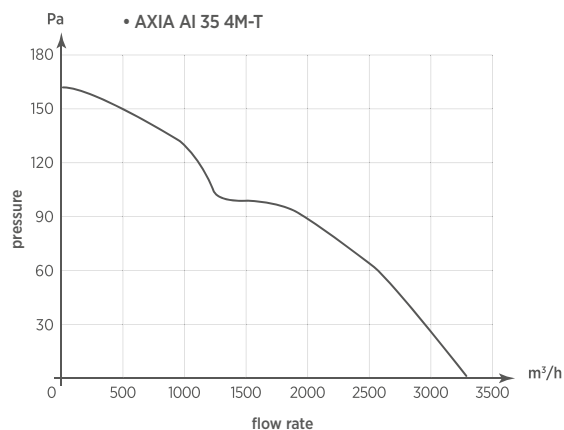
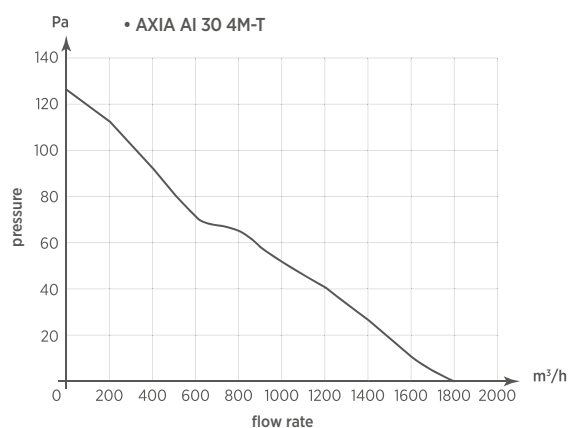
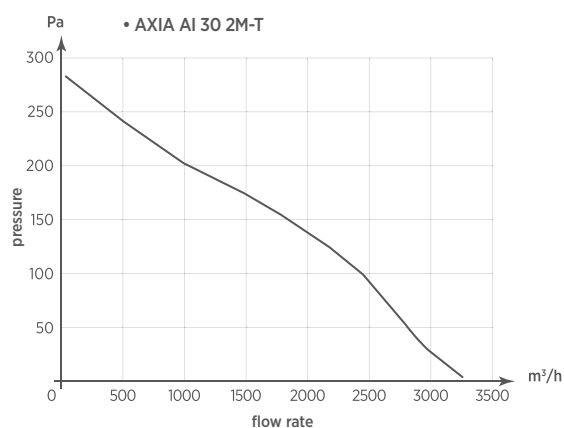
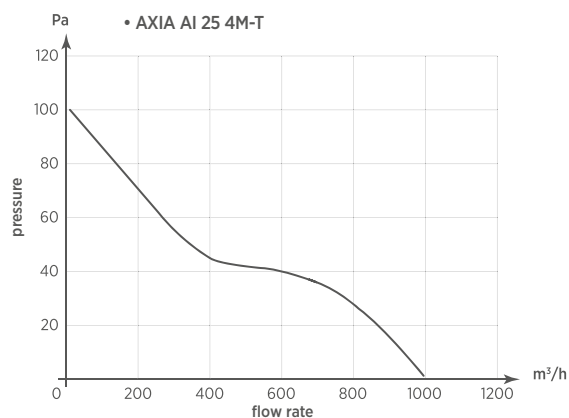
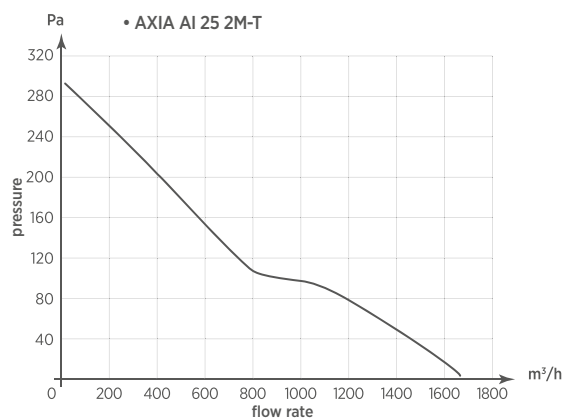
Suitable for installation in industrial environment such as:

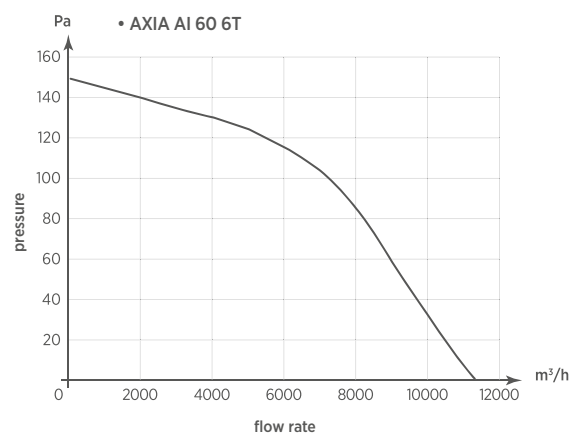
- Industries
- Sheds and Warehouses
- Greenhouses and breeding
- Parking
- Kitchens and Refectories
- Sports facilities
- Supermarkets and Shopping centers
- Cooling power plants
- Electrical generator rooms
- Electrical cabinets

TECHNICAL DATA

Model	Code	Motor	Rev. per min. (RPM)	Voltage (Volt)	Frequency (Hz)	Flow rate (m³/h)	Max press (mm H₂O)	Max press (Pa)	Power (W)	Nom. Curr. (A) 230 V 400 V	IP Motor protection	Noisiness dB(A) _{1m}	Weight (kg)
AXIA AI 25 2M	0073400	single phase	2500	230	50-60	1650	29,6	290	110	0,5 -	IP44	66	4,5
AXIA AI 25 4M	0073405	single phase	1400	230	50-60	1000	10,2	100	70	0,5 -	IP44	52	4
AXIA AI 30 2M	0073410	single phase	2650	230	50-60	3300	28,6	280	230	1,1 -	IP44	70	7
AXIA AI 30 4M	0073415	single phase	1350	230	50-60	1800	12,8	125	70	0,3 -	IP44	49	6
AXIA AI 35 4M	0073420	single phase	1350	230	50-60	3300	16,3	160	165	0,7 -	IP44	55	7
AXIA AI 40 4M	0073430	single phase	1400	230	50-60	4250	20,4	200	170	0,8 -	IP44	62	10
AXIA AI 45 4M	0073440	single phase	1300	230	50-60	7000	20,4	200	400	2,4 -	IP54	57	12
AXIA AI 25 2T	0073401	three phase	2500	400	50-60	1650	29,6	290	110	0,35 0,2	IP44	66	4
AXIA AI 25 4T	0073406	three phase	1400	400	50-60	1000	10,2	100	25	0,2 0,1	IP44	52	4
AXIA AI 30 2T	0073411	three phase	2600	400	50-60	3300	28,6	280	200	1 0,6	IP44	70	7
AXIA AI 30 4T	0073416	three phase	1350	400	50-60	1800	12,8	125	65	- 0,14	IP44	46	6
AXIA AI 35 4T	0073421	three phase	1400	400	50-60	3300	16,3	160	170	0,7 0,4	IP44	55	7
AXIA AI 40 4T	0073431	three phase	1400	400	50-60	4200	20,4	200	140	0,8 0,5	IP44	62	10
AXIA AI 45 4T	0073441	three phase	1300	400	50-60	7000	20,4	200	450	- 1	IP54	58	12
AXIA AI 50 4T	0073450	three phase	1400	400	50-60	9000	23,5	230	550	2,2 1,2	IP54	62	20
AXIA AI 60 6T	0073455	three phase	900	400	50-60	11300	15,3	150	450	1,9 1,1	IP54	58	25

FLOW CHARTS





ACCESSORIES:

SEE PAGE 85



Controllers



Safety protection grille



Connection flange



Extension ring



Flexible connection



Support