

Model	A	B	C	D	E	F	Ø G	Ø H
LD 20 4	280	265	55	73	8,5	27	208	8,3
LD 25 4	340	325	66	83	8,5	27	259	8,3
LD 30 4	390	375	75	100	10	47	311	8,3
LD 35 4	460	439	85	106	12	53	363	12,3

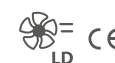
AXIA LD - light duty

AXIAL FAN

Axial fans for light duty, wall or panel mounting to convey air directly outside or through short duct.

- Light and compact fans with reduced overall dimensions;
- Max temperature of extracted air: 40°C;
- Safety protection grille;
- Body and grille in steel protected by an epoxy-based anticorrosive paint;
- Impeller in aluminium;

- Equipped with cable connection;
- Single-phase IP42 thermally protected motor;
- Motor speed can be regulated through industrial controllers (see accessories);
- In accordance with the essential requirements of 2006/42/EC Directive concerning machines and European Standards UNI EN ISO 13857; UNI EN ISO 12499; CEI EN 60204-1.



POSITIONING

- Wall mounting

ENVIRONMENTS APPLICATION

Suitable for installation in industrial environment such as:

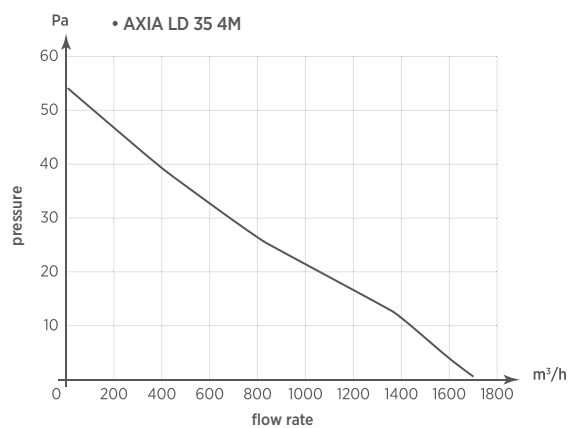
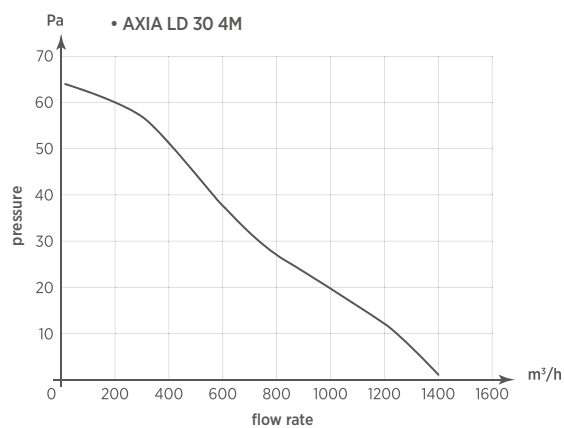
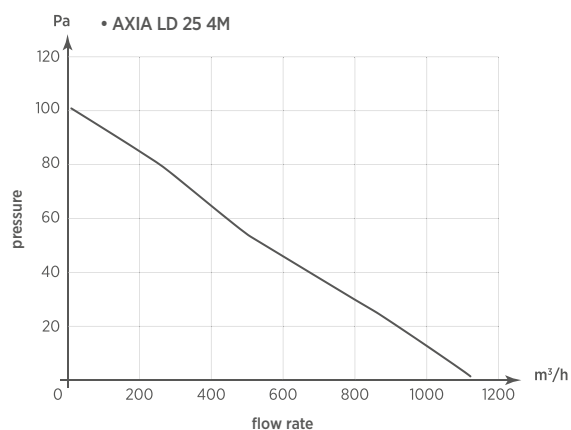
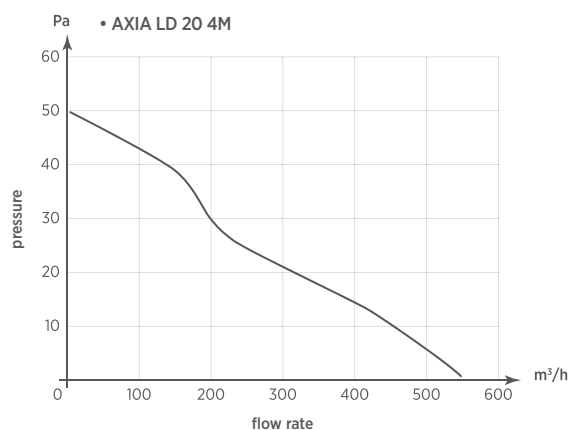
- Industries
- Sheds
- Warehouses
- Kitchens
- Refectories

- Sports facilities
 - Supermarkets
 - Shopping centers
 - Cooling power plants
- Also suitable for application on machines where a forced ventilation or air suction is required.

TECHNICAL DATA

Model	Code	Motor	N° poles	Rev. per minute (RPM)	Voltage (V)	Frequency (Hz)	Flow rate (m³/h)	Max press (mm H₂O)	Max press (Pa)	Power (W)	Nom. curr. (A)	IP motor protection	Noisiness dB(A) _{2m}	Weight (kg)
AXIA LD 20 4M	0073301	single phase	4	1400	230	50	550	5,1	50	30	0,2	IP42	34	2,0
AXIA LD 25 4M	0073302	single phase	4	1400	230	50	1100	10,2	100	55	0,4	IP42	40	3,0
AXIA LD 30 4M	0073303	single phase	4	1400	230	50	1400	6,6	65	70	0,5	IP42	46	4,0
AXIA LD 35 4M	0073304	single phase	4	1400	230	50	1700	5,6	55	72	0,5	IP42	49	5,0

FLOW CHARTS



ACCESSORIES:

SEE PAGE 85



Controllers



Protection Grille



Gravity shutter



Spacer