

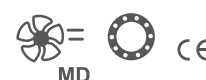
Model	A	B	C	D	E	F	Ø G	Ø H
MD 25 4	340	325	66	207	8,5	35	259	8,3
MD 30 4	390	375	75	207	10	35	311	8,3
MD 35 4	460	439	85	181	12	-	363	12,3
MD 40 4	510	490	86	181	12	-	413	12,3
MD 50 6	630	610	101	223	15	-	513	12,3
MD 50 4	630	610	101	204	15	-	513	12,3
MD 60 6	815	781	126	223	15	-	638	12,3
MD 60 4	815	781	126	224	15	-	638	12,3

AXIA MD - medium duty

AXIAL FAN

Axial fans for medium duty, wall or panel mounting to convey air directly outside or through short duct.

- Max temperature of the extracted air: 60°C;
- Safety protection grille;
- Body and grille in steel protected by an epoxy-based anticorrosive paint;
- Impeller in nylon material with high performance;
- Ball bearing class F insulation motor IP55 protected;
- Motor speed can be regulated through industrial controllers (see accessories);



- Reversibility: all models;
- Standard airflow is from motor to impeller, the opposite direction available on request;
- In accordance with the essential requirements of 2006/42/EC Directive concerning machines and European Standards UNI EN ISO 13857; UNI EN ISO 12499; CEI EN 60204-1.

POSITIONING

- Wall mounting

ENVIRONMENTS APPLICATION

Suitable for installation in industrial environment such as:

- Industries
- Sheds and Warehouses
- Greenhouses and breeding
- Parking
- Kitchens and Refectories
- Sports facilities

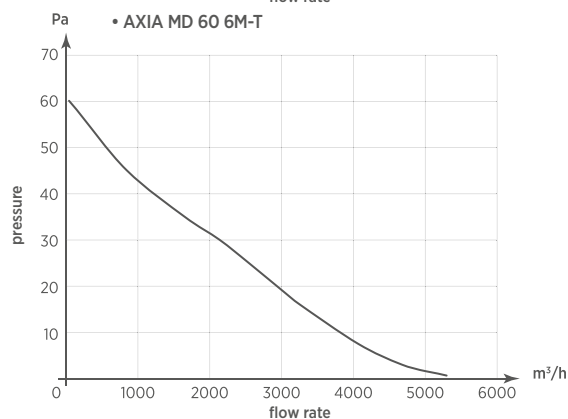
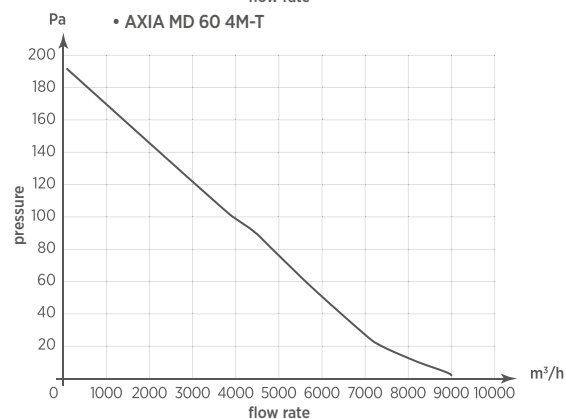
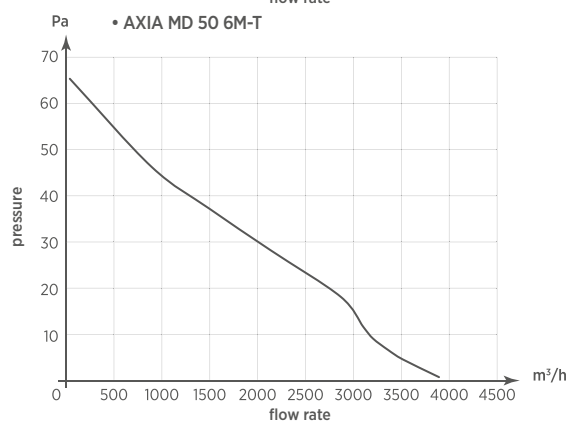
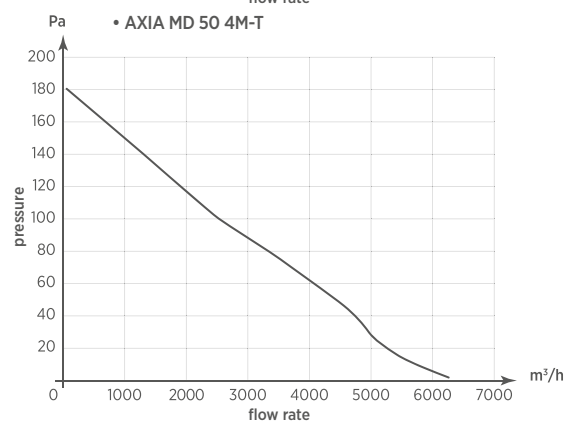
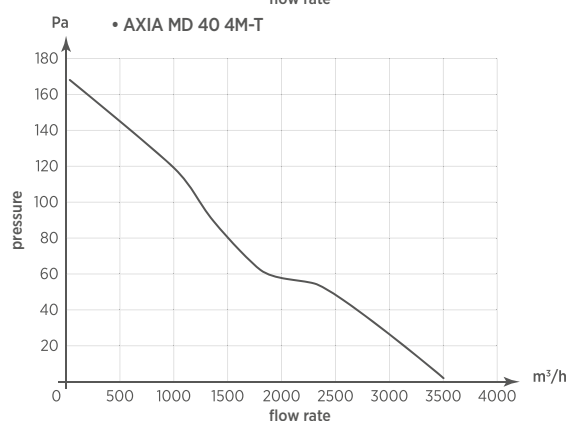
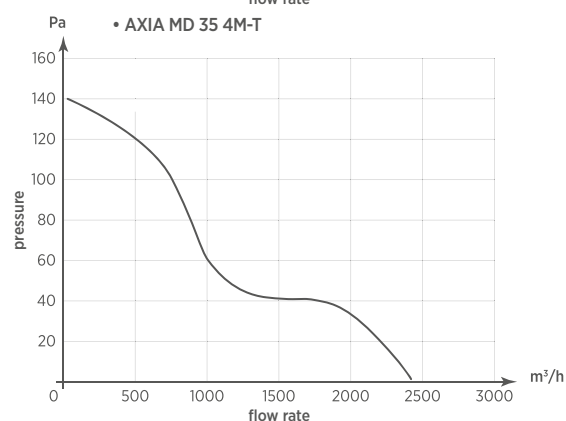
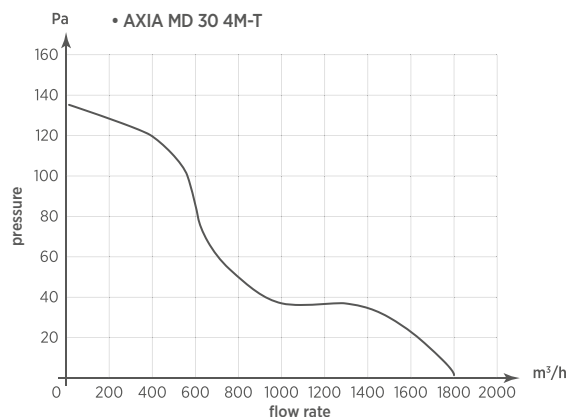
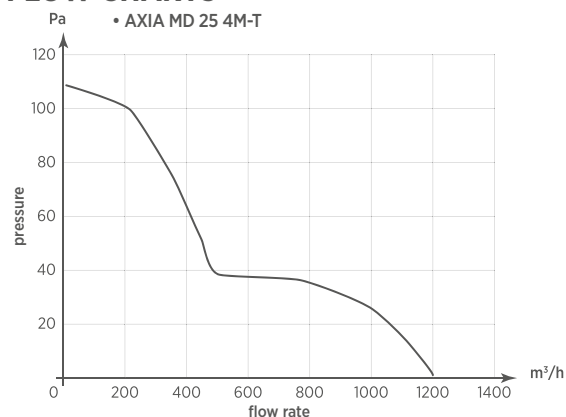
- Supermarkets and Shopping centers
- Cooling power plants
- Electrical generator rooms
- Electrical cabinets

Also suitable for application on machines where a forced ventilation or air suction is required.

TECHNICAL DATA

Model	Code	Motor	N° poles	Rev. per minute (RPM)	Voltage (Volt)	Frequency (Hz)	Flow rate (m³/h)	Max press. (mm H₂O)	Max press. (Pa)	Power (W)	Nom. curr. (A) 230 V 400V	IP motor protection	Noisiness dB(A) _{2m}	Weight (Kg)	
AXIA MD 25 4M	0073001	Single phase	4	1400	230	50-60	1200	11,2	110	80	0,6	-	IP55	46	5,0
AXIA MD 30 4M	0073003	Single phase	4	1400	230	50-60	1800	13,8	135	100	0,7	-	IP55	50	6,1
AXIA MD 35 4M	0073005	Single phase	4	1400	230	50-60	2400	14,3	140	115	0,7	-	IP55	55	7,4
AXIA MD 40 4M	0073007	Single phase	4	1350	230	50-60	3500	17,3	170	120	0,9	-	IP55	60	8,5
AXIA MD 50 4M	0073011	Single phase	4	1400	230	50-60	6200	18,4	180	240	1,4	-	IP55	65	10,6
AXIA MD 50 6M	0073013	Single phase	6	850	230	50-60	3900	6,6	65	110	0,4	-	IP55	55	10,8
AXIA MD 60 4M	0073015	Single phase	4	1350	230	50-60	9000	19,4	190	270	1,7	-	IP55	70	14,5
AXIA MD 60 6M	0073017	Single phase	6	750	230	50-60	5200	6,1	60	120	0,45	-	IP55	56	14,7
AXIA MD 25 4T	0073002	Threee phase	4	1400	230/400	50-60	1200	11,2	110	80	0,6	0,3	IP55	46	5,0
AXIA MD 30 4T	0073004	Threee phase	4	1400	230/400	50-60	1800	13,8	135	100	0,7	0,4	IP55	50	6,1
AXIA MD 35 4T	0073006	Threee phase	4	1400	230/400	50-60	2400	14,3	140	115	0,7	0,4	IP55	55	7,4
AXIA MD 40 4T	0073008	Threee phase	4	1350	230/400	50-60	3500	17,3	170	120	0,8	0,5	IP55	60	8,5
AXIA MD 50 4T	0073012	Threee phase	4	1400	230/400	50-60	6200	18,4	180	240	1,3	0,8	IP55	65	10,6
AXIA MD 50 6T	0073014	Threee phase	6	850	230/400	50-60	3900	6,6	65	110	0,37	0,21	IP55	55	10,8
AXIA MD 60 4T	0073016	Threee phase	4	1350	230/400	50-60	9000	19,4	190	270	1,4	0,8	IP55	70	14,5
AXIA MD 60 6T	0073018	Threee phase	6	750	230/400	50-60	5200	6,1	60	120	0,43	0,25	IP55	56	14,7

FLOW CHARTS



ACCESSORIES:

SEE PAGE 85



Controllers

Protection
GrilleGravity
shutter

Spacer