

Model	A	B	C	Ø D
AXIA DES 450 6M	550	150	315	12
AXIA DES 600 6M	700	150	345	12
AXIA DES 710 6M	800	200	385	12

DES

DESTRATIFIER

Air Destratifier suitable for installation in environments where the height of the ceiling is over 4 meters.

- Their main function is to prevent the formation of air layers with different temperatures through the air blending in the environment where installed;
- Composed of single phase axial fan, equipped with an aluminium balanced impeller, mounted on body in steel material painted, supplied with specific rings to be fixed in suspension. The lower part is equipped with adjustable deflector fins in order to regulate the airflow according to specific requirements;
- On winter: the hot air accumulated on the top of the environments is conveyed in the lower area heating it and reducing the relative humidity,

it contributes to energy saving with a reduction of heating expenses (up to 30%);

- On summer: the air movement creates fresh effect due to the body humidity evaporation. The relative humidity to the ground is reduced (up to 20%) due to the homogenization;
- The thermostat on the product allows to work automatically according to the air temperature;
- Ball bearing single phase class F insulation motor IP55 protected;
- Motor speed can be regulated through the industrial controllers (see accessories).



POSITIONING

- Ceiling mounting

ENVIRONMENTS APPLICATION

Suitable for installation in industrial environment such as:

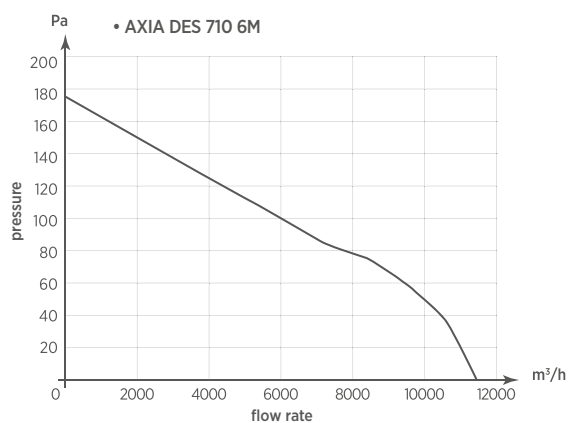
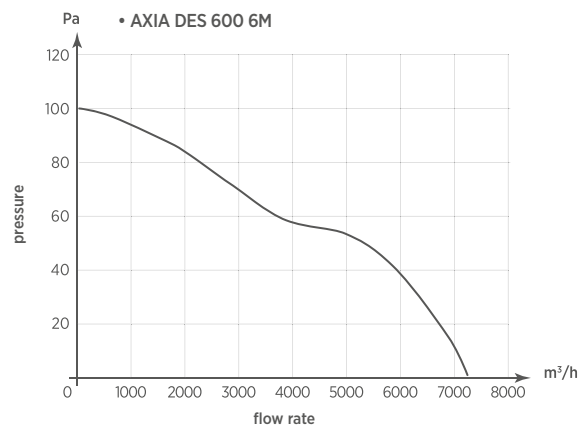
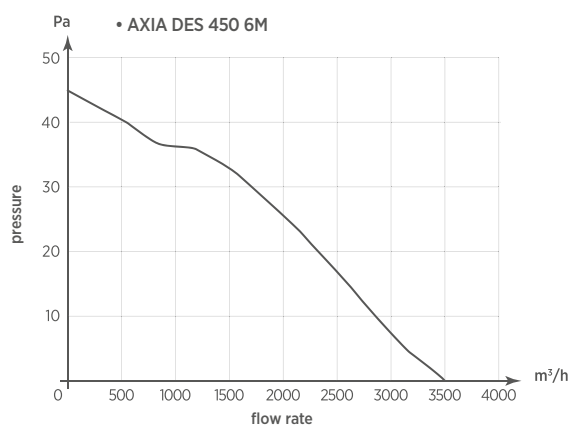
- Industries
- Sheds and Warehouses

- Greenhouses and breeding
- Sports facilities
- Supermarkets and Shopping centers

TECHNICAL DATA

Model	Code	Motor	N° poles	Rev. per min. (RPM)	Voltage (Volt)	Frequency (Hz)	Flow rate (m³/h)	Power (W)	Nom. curr. (A) 230 V	IP Motor protection	Noisiness dB(A) _{1m}	Weight (Kg)
AXIA DES 450 6M	0024910	single phase	6	900	230	50-60	3500	100	0,6	IP55	58	14
AXIA DES 600 6M	0024920	single phase	6	900	230	50-60	7300	210	1,5	IP55	59	24
AXIA DES 710 6M	0024930	single phase	6	900	230	50-60	11300	750	4	IP55	60	36

FLOW CHARTS



ACCESSORIES:

SEE PAGE 85



Controllers

HOW TO SELECT THE CORRECT PRODUCT

The correct model can be selected in accordance with the height of the premises and how high the destratifier needs to be installed. Higher is the destratifier installed, larger must be its size. An approximate method to define how many destratifiers must be installed in a premises consists in calculating 5 air exchanges per hour by means of the following formula:

$$\text{N° of diffusers} = [5 \times (\text{m}^3 \text{ environment}) / \text{diffuser capacity m}^3/\text{h}$$

The maximum installation height of each model as shown below.

